

Datasheet

Anti-Follistatin Clone 29/9

Product Name	Anti Human Follistatin 29/9
Catalogue Number	29/9
Clone, Isotype	29/9, IgG1
Format	IgG
Tested Applications	ELISA

Description:

Follistatin is a single-chain glycosylated protein that inhibits follicle stimulating hormone (FSH) release. Alternative splicing of Follistatin mRNA yields two isoforms, FS315 and FS288. FS288 is the main cell-surface form and binds to surface heparin sulphate proteoglycans. 29/9 is a clone raised against recombinant Fst 288, and is used in combination, commonly as the capture, with antibody 17/2 in a two site ELISA for the detection of Follistatin.

Product Details:

Form in stock: IgG, purified – 1.0 mg/mL. Also available as unpurified supernatant.

Host: Mouse

Specificity: Raised to human Follistatin (Fst) 288 and recognizes both human Fst 288 and 315.

Human Histology positive control: Testis or Ovaries

Fusion partner: Spleen cells from immunised Balb/c mice were fused with cells of the mouse SP2/0 myeloma cell line.

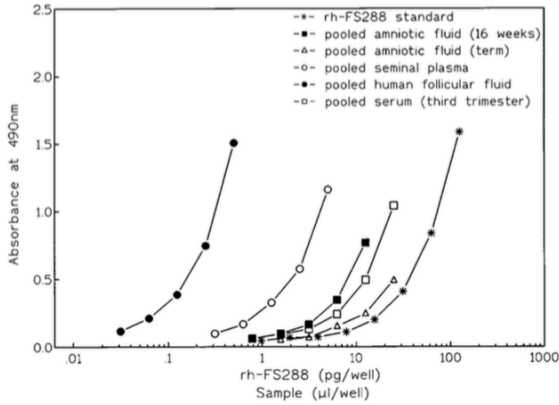
Storage: Store at +4°C or -20°C. Avoid repeated freezing and thawing.

Shelf life: 18 months from date of dispatch.

Regulatory/ Restrictions: For research and commercial purposes.

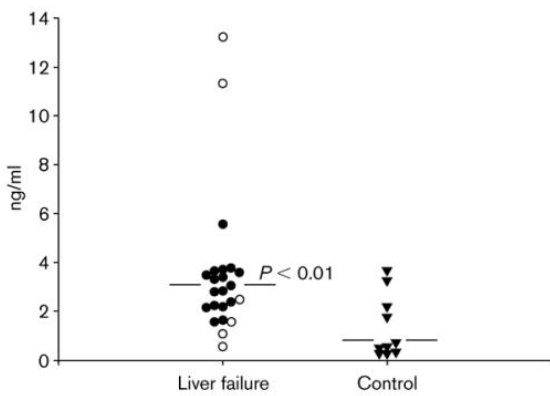
Applications	Suggested Dilution
Two-site ELISA	In combination with Fst 17/2

Applications:



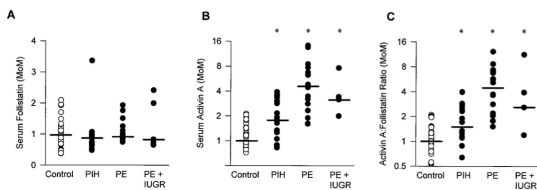
Antibody 29/9 used to detect Fst levels using two-site ELISA with antibody 17/2

Image caption: Dose-response curves for various human biological fluid samples containing follistatin using the optimized ELISA procedure. (Evans, L et al.)



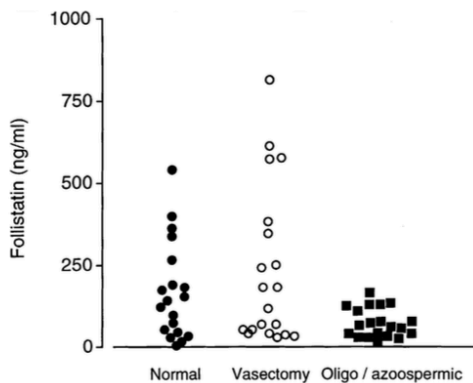
Antibody 29/9 used to detect Fst levels using two-site ELISA with antibody 17/2

Image caption: ...Serum levels of follistatin in patients with acute liver failure... (Hughes, R,D et al.)



Antibody 29/9 used to detect Fst levels using two-site ELISA with antibody 17/2

Image caption: Maternal serum levels of (A) Follistatin... (C) the ratio between activin A and follistatin in healthy controls (open symbols) and in patients with gestational diseases during the third trimester... (D'antona, D)



Antibody 29/9 used to detect Fst levels using two-site ELISA with antibody 17/2

Image caption: Concentration of Follistatin in seminal plasma collected from normal (n=20), post-vasectomy (n=20) and oligo/azoospermic men (n=20). (Anderson, R. A)

References:

The following publications all use antibody 29/9 as the capture antibody in combination with antibody 17/2 in two site ELISA's

1. Evans, L. (1998) Development, Validation and Application of an Ultra-sensitive Two-site Enzyme Immunoassay for Human Follistatin. *Journal of Endocrinology* 156.2; 275-82.
2. Hughes, R.D., Evans L.W. (2003) Activin A and Follistatin in Acute Liver Failure. *European Journal of Gastroenterology & Hepatology* 15.2; 127-31.
3. D'antona, D. (2000) Increased Maternal Serum Activin A but Not Follistatin Levels in Pregnant Women with Hypertensive Disorders. *Journal of Endocrinology* 165; 157-62.
4. Anderson, R. A., Evans, L. W., Irvine, D. S., Mcintyre, M. A., Groome, N.P., Riley, S. C. (1998) Follistatin and Activin A Production by the Male Reproductive Tract. *Human Reproduction* 13.12; 3319-325.
5. McPherson, S.J., Mellor, S.L., Wang, H., Evans, L.W., Groome, N.P., Risbridger, G.P. (1999) Expression of Activin A and Follistatin Core Proteins by Human Prostate Tumor Cell Lines. *Endocrinology*; 140 (11): 5303-5309.
6. Yuen, M.-F., Norris, S., Evans, L. W., Langley, P. G., Hughes, R. D. (2002) Transforming Growth Factor-Beta 1, Activin and Follistatin in Patients with Hepatocellular Carcinoma and Patients with Alcoholic Cirrhosis." *Scandinavian Journal of Gastroenterology* 37.2; 233-38.
7. Menon, U., Riley, S. C., Thomas, J., Bose, C., Dawney, A., Evans, L. W., Groome, N.P., Jacobs, I. J. (2000) Serum inhibin, activin and follistatin in postmenopausal women with epithelial ovarian carcinoma. *BJOG: An International Journal of Obstetrics & Gynaecology*, 107: 1069-1074.
8. Cuckle, H. S., Sehmi, I., Jones, R., Evans, L. W. (1999) Maternal Serum Activin A and Follistatin Levels in Pregnancies with Down Syndrome. *Prenatal Diagnosis* 19.6; 513-16.
9. Fowler, P. A., Evans, L.W., Groome, N.P., Templeton, A., Knight, P. G. (1998) A Longitudinal Study of Maternal Serum Inhibin-A, Inhibin-B, Activin-A, Activin-AB, Pro-alphaC and Follistatin during Pregnancy. *Human Reproduction* 13.12; 3530-536.
10. Riley, S. C., Balfour, C., Wathen, N. C., Chard, T., Evans, L.W., Groome, N.P., Wallace, E. M. (1998) Follistatin and Activin A in Extra-embryonic Coelomic and Amniotic Fluids and Maternal Serum in Early Pregnancy. *Human Reproduction* 13.9; 2624-628.